

The Original Cosgrove® Valve Retractor System

(Manufactured by Kapp Surgical Instrument, Inc.)

INDICATIONS FOR USE: Dr. Cosgrove and Kapp Surgical have designed a universal chest retractor that provides the absolute best exposure for the right and left atrium for mitral valve repair and replacement. There are no surgical instruments that can offer greater visualization of the operative field for mitral valve repair and replacement.

The Cosgrove® Valve Retractor System can be mounted on any specific chest spreader, i.e. Cooley, Ankeney, Morris, Finochietto, etc. as well as chest spreaders on which we can provide custom attachments.

SYSTEMS

Catalog No.	Description
KS-7000-S	Cosgrove® Valve Retractor System mounted on a small Cooley Sternum Chest Spreader
KS-7000-L	Cosgrove® Valve Retractor System mounted on a large Cooley Sternum Chest Spreader
KS-7001	Cosgrove® Valve Retractor System attachment custom mounted on your own Sternal Chest Spreader
KS-7002	Cosgrove® Valve Retractor attachment only
KS-7111	Cosgrove® Valve Retractor System attachment mounted on other Sternal Chest Spreaders such as Morse, Collins, Finochietto and Ankeney

COMPONENTS

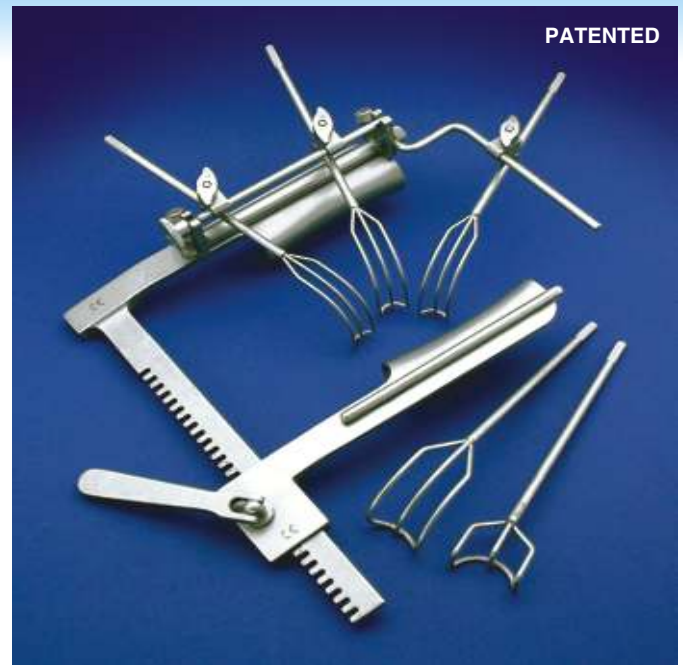
Catalog No.	Description
KS-7100	Cosgrove® Main Bracket
KS-7101	Tricuspid Retractor Blade
KS-7102	Large Retractor Blade
KS-7103	Small Retractor Blade
KS-7103-S	Solid Retractor Blade (optional)
KS-7103-L	Left Angled Retractor Blade (optional)
KS-7103-R	Right Angled Retractor Blade (optional)
KS-7104	Side Arm Bar
KS-7105	Universal Clamp (nut, non-removable)
KS-7106-A	Long Locking Screw (Main Bracket, non-removable)
KS-7106-B	Short Locking Screw (Main Bracket, non-removable)
KS-7108-R	Suture Bar (retractor, optional)
KS-7109	Transverse Nut (Main Bracket)

Components Not Shown


KS-7107-S	Small Cooley Sternum Chest Spreader without mounting bars
KS-7107-L	Large Cooley Sternum Chest Spreader without mounting bars
KS-7107-2S	Small Cooley Sternum Chest Spreader with dual mounting bars 40mm x 100mm blade and 200mm arm
KS-7107-2L	Large Cooley Sternum Chest Spreader with dual mounting bars 40mm x 100mm blade and 200mm arm
KS-7108-S	Suture Bar (mounted on side-arm, optional)
KS-7115	Cooley Sternum Chest Spreader handle (Need sternum retractor to match)

CUSTOM PARTS AND SERVICES

Custom Parts and Services can also be provided upon request. Please call our office at **1-800-282-5277** for more information.



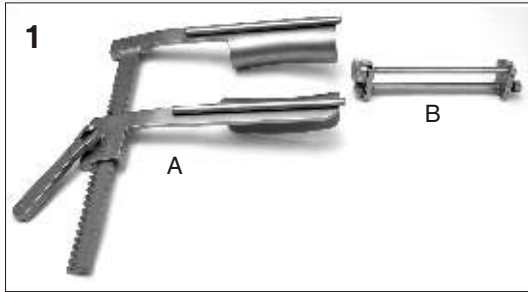
Cosgrove® Valve Retractor System complete set: **Cat.# KS-7000-L**
Shown mounted on a Large Cooley Chest Spreader




The Original Cosgrove® Valve Retractor System

(Manufactured by Kapp Surgical Instrument, Inc.)


ASSEMBLY INSTRUCTIONS



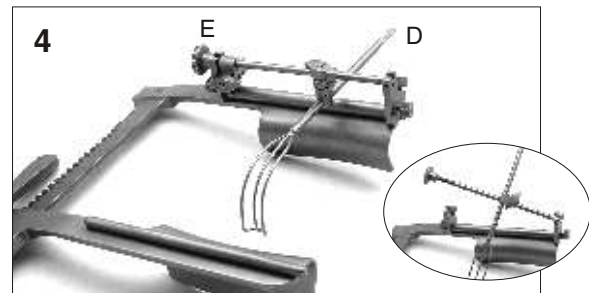
Position your Chest Spreader (A) as shown. Slide the Cosgrove® Main Bracket (B) onto the Chest Spreader moving from right to left. (See photograph #2)




Chest Spreader with Cosgrove® Main Bracket mounted.




Slide the Retractor Blade (D) through the Universal Clamp (C).



Slide the Universal Clamp with attached Retractor Blade (D) onto the 1/4" support bar. Tighten the Transverse Nut (E) on the support bar, locking it in place.



A third retractor blade can be mounted by attaching the Side Arm Bar (F) by loosening the right locking screw (G) on the Main Bracket. Slide the notched end of the Side Arm Bar between the Main Bracket and the head of the locking screw and tighten to secure it in place.



Cosgrove® Valve Retractor System (complete set) mounted on a Cooley Sternum Chest Spreader showing Retractor Blades and Side Arm Bar Attachment.

Caution: Nuts & Screws are non-removable.

MAINTENANCE INSTRUCTIONS:

All Kapp Surgical stainless steel instruments should be submerged entirely in instrument milk after every autoclave for approximately 5 minutes. Kapp Surgical, the original manufacturer, recommends an annual refurbishing of the Cosgrove® Valve Retractor System. Call 800-282-KAPP for service.